

# Searching $0\nu\beta\beta$ with GERDA Phase II

---

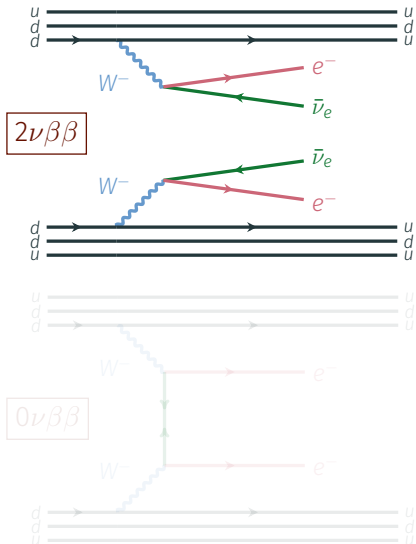
Luigi Pertoldi [[pertoldi@pd.infn.it](mailto:pertoldi@pd.infn.it)]

UGND2019, Sendai — March 7, 2019

Università degli Studi di Padova  
INFN – Sezione di Padova



# Double- $\beta$ decay

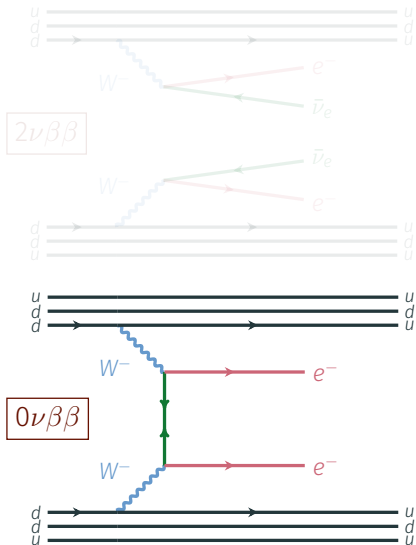


$$(A, Z) \rightarrow (A, Z + 2) + 2e^- + 2\bar{\nu}_e$$

- Standard Model:  $T_{1/2}^{2\nu} \sim 10^{19} - 10^{24}$  yr
- GERDA:  $T_{1/2}^{2\nu} [{}^{76}\text{Ge}] = 1.926 \pm 0.094 \cdot 10^{21}$  yr  
[EPJC 75 (2015) 416]

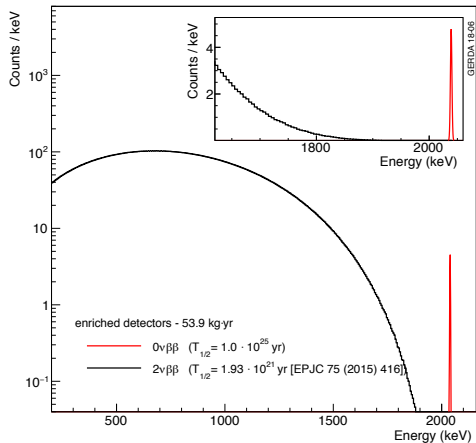


# Double- $\beta$ decay



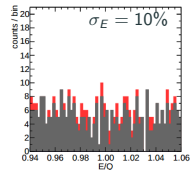
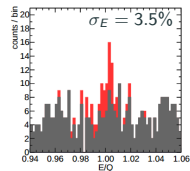
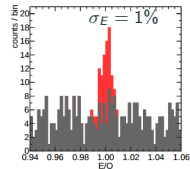
- Beyond the Standard Model, Lepton Number violation  $\rightarrow$  Majorana neutrino
- GERDA:  $T_{1/2}^{0\nu}[{}^{76}\text{Ge}] > 0.9 \cdot 10^{26}$  yr (90% C.L.)  
[10.5281/zenodo.1287604]

# Double- $\beta$ decay: energy spectrum



A measure of the energy is *necessary and sufficient*, it is required:

- a good energy resolution
- background reduction techniques



# Why studying the double- $\beta$ decay?

The search for  $0\nu\beta\beta$  is not a mere measurement of neutrino's intrinsic properties, just look at the huge literature production<sup>1</sup>

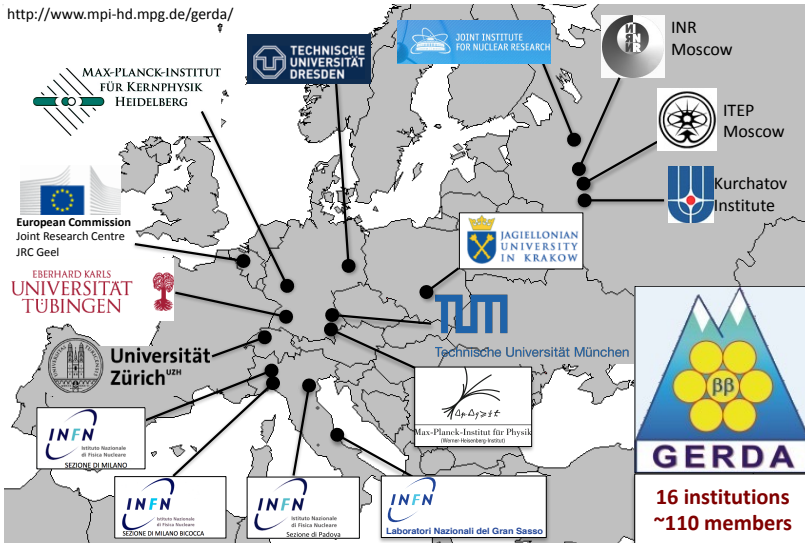
- Lepton number  $\longleftrightarrow$  Barion number  $\rightarrow$  GUTs, baryogenesis (not guaranteed!)
- (almost always) Majorana mass term predicted (*black-box* theorem)
- provides access to lots of fundamental parameters, shared or not with other experimental techniques
- **standard interpretation**: *the neutrino that mediates  $0\nu\beta\beta$  is the one that oscillates and the Standard Model is an effective theory of some GUT (seesaw mechanism)*
  - Connection with the Majorana effective mass:  $(T_{1/2}^{0\nu})^{-1} = G_{0\nu} |\mathcal{M}_{0\nu}|^2 m_{\beta\beta}^2 \rightarrow$  Oscillation parameters and absolute neutrino mass scale
- countless non-standard interpretations<sup>1</sup>

---

<sup>1</sup>W. Rodejohann, [IJMP, E 20 (2011) 1833]

# The GERDA collaboration

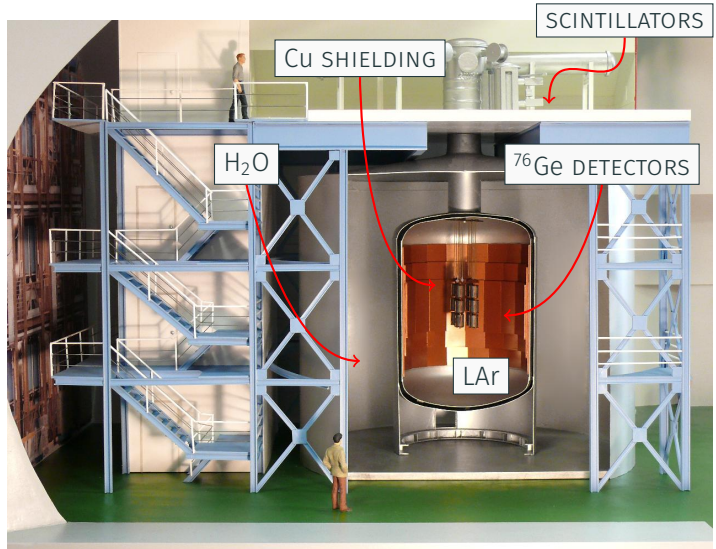
<http://www.mpi-hd.mpg.de/gerda/>



# GERmanium Detector Array

GERDA looks for  $0\nu\beta\beta$  with enriched, high-purity  $^{76}\text{Ge}$  detectors  
source = detector

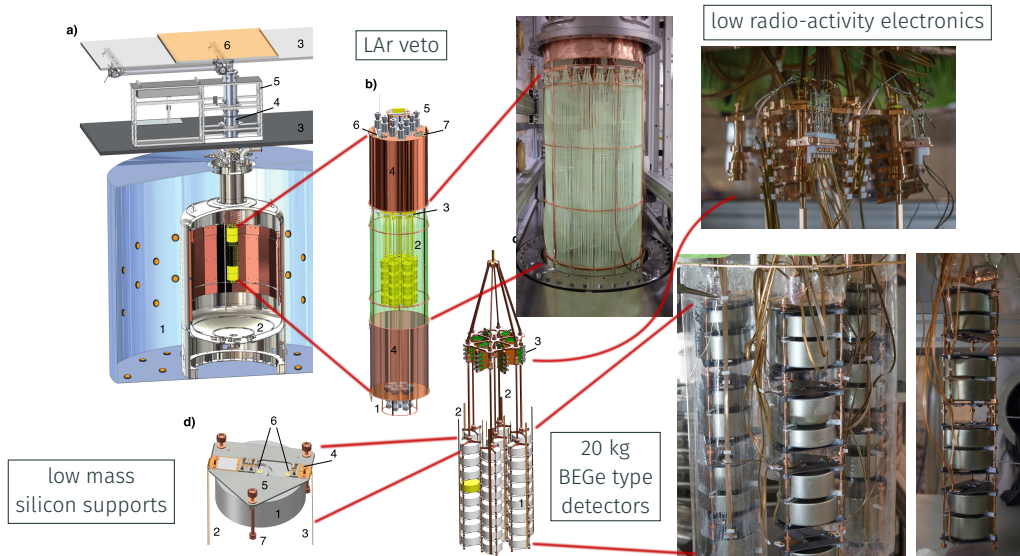
- Installed at LNGS (3500 m.w.e.), in activity since 2009 → Phase I
- Hardware upgrade 2015 → Phase II



## GERDA PHASE II


---

# GERmanium Detector Array — Phase II [EPJC (2018) 78: 388]



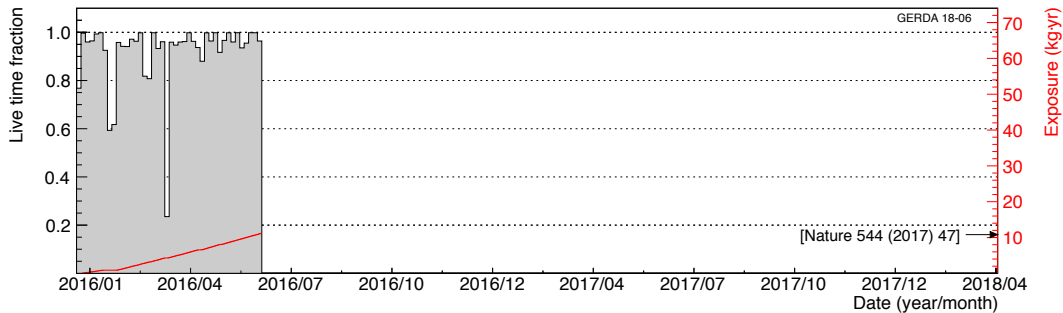
# The GERDA detectors

- $^{76}\text{Ge}$  double- $\beta$  decay:  $^{76}\text{Ge} \rightarrow ^{76}\text{Se} + 2e^-$
- Q-value:  $Q_{\beta\beta} = 2039$  keV
- $^{76}\text{Ge}$  enriched (87%) ultra-pure detectors:
  - **source = detector**: high efficiency
  - radio-purity: almost **null intrinsic background**
  - high density:  $0\nu\beta\beta$  point-like topology
  - semiconductor: **0.2% FWHM** at  $Q_{\beta\beta}$
  - great for **Pulse Shape Discrimination (PSD)**
- two different geometries: **BEGe** ( $\sim 20$  kg) and **semi-coaxial** ( $\sim 15$  kg)



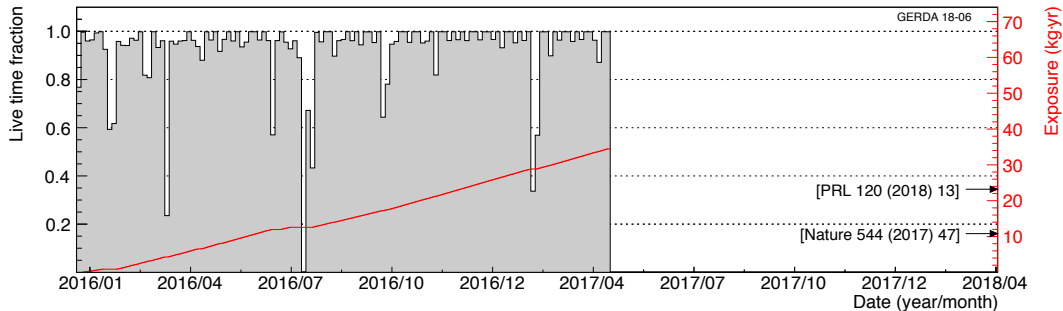


# Phase II data taking



June 2016 10.8 kg·yr [Nature 544 (2017) 47]

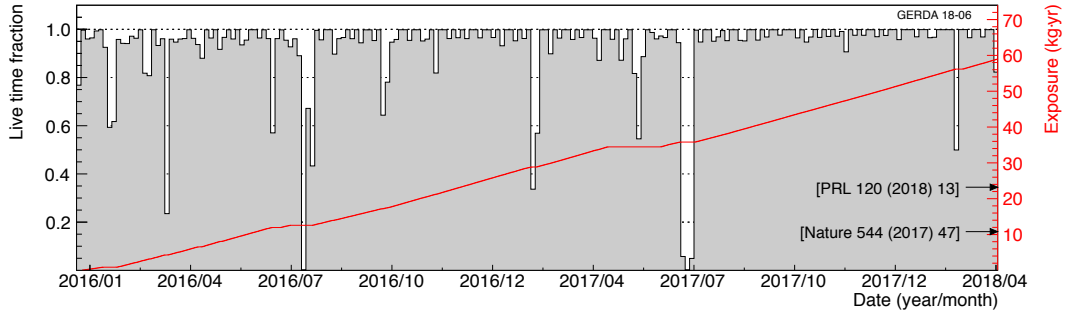
# Phase II data taking



June 2016 10.8 kg·yr [Nature 544 (2017) 47]

June 2017 +14.2 kg·yr [PRL 120 (2018) 132503]

# Phase II data taking

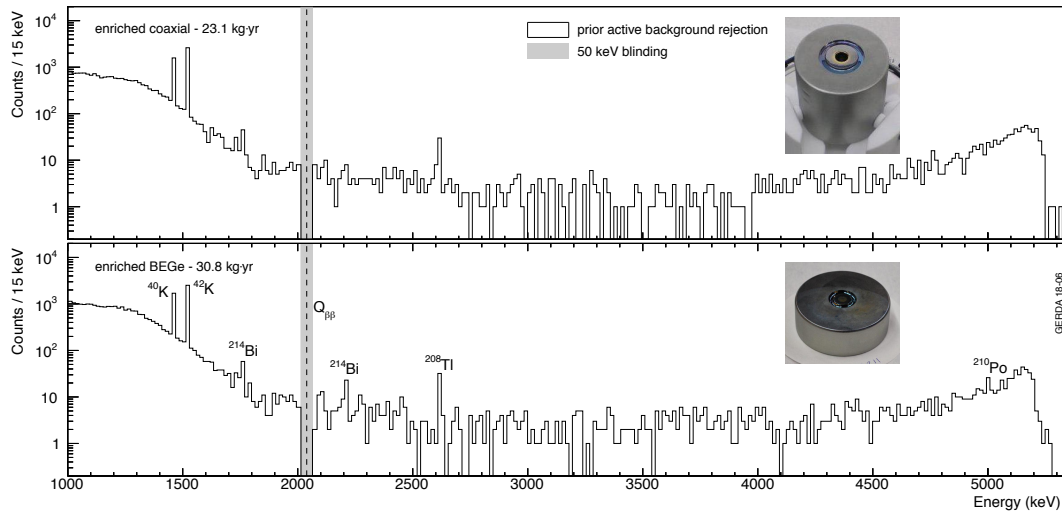


June 2016 10.8 kg·yr [Nature 544 (2017) 47]

June 2017 +14.2 kg·yr [PRL 120 (2018) 132503]

June 2018 +35.7 kg·yr [10.5281/zenodo.1287604]

# Data (before background cuts)

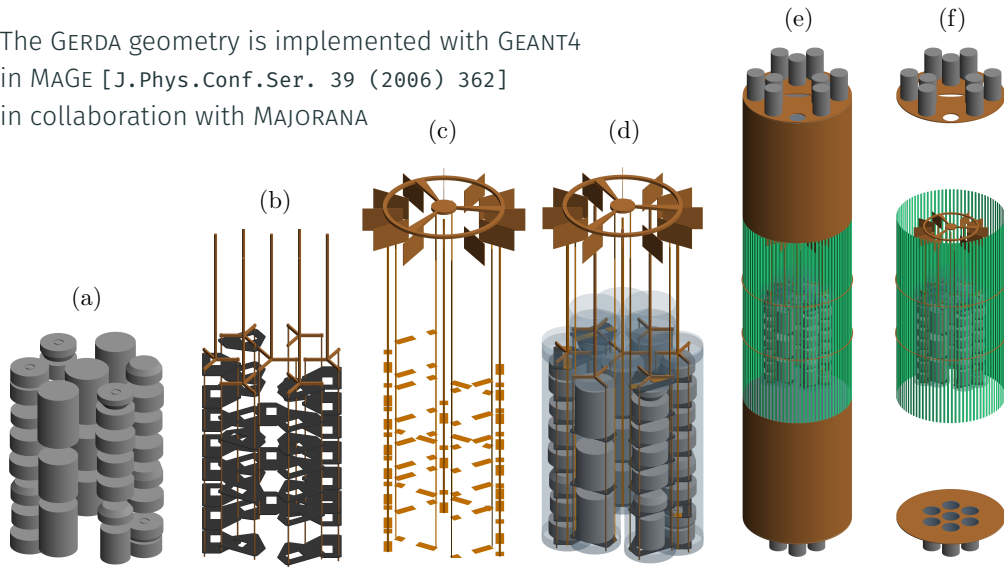


## BACKGROUND MODELING

---

# Background model

The GERDA geometry is implemented with GEANT4  
in MAGE [J.Phys.Conf.Ser. 39 (2006) 362]  
in collaboration with MAJORANA

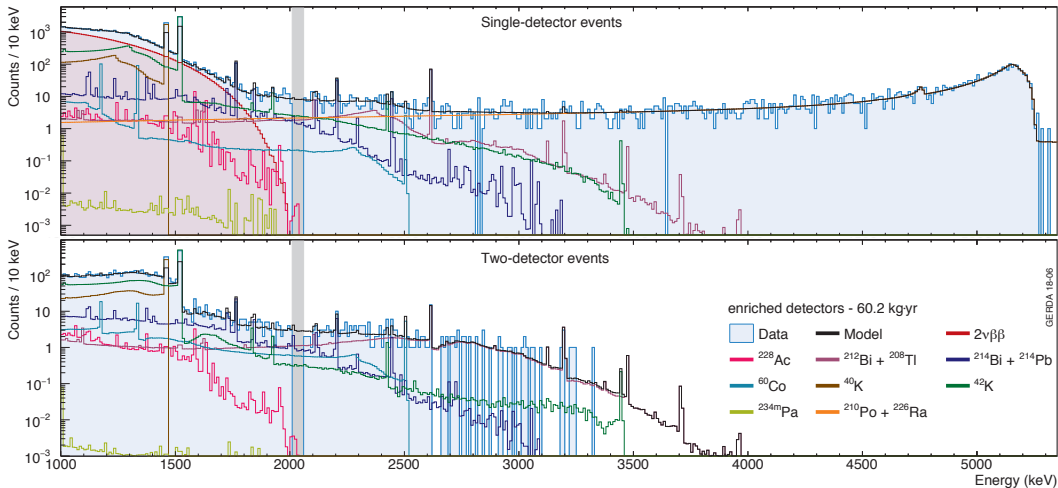


An accurate background model is essential in order to estimate the background composition **around**  $Q_{\beta\beta}$  and to study the **spectral shape of  $2\nu\beta\beta$**  ( $0\nu\beta\beta$  with Majoron emission, Lorentz-violating processes...).

- Bayesian analysis with **screening measurements** as priors
- dedicated model for  $\alpha$ -events and for potassium  $\gamma$ -lines
- **[new]** use two-detector events to better constrain the background

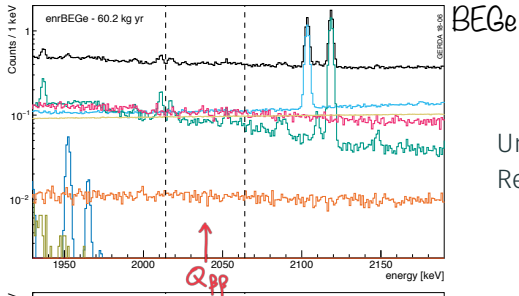
# Background model (before cuts)

[preliminary] results for full Phase II exposure





# Background model (before cuts) – ROI closeup

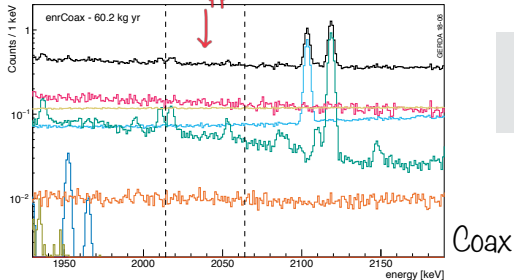


BEGe

Understand composition of the background in the Region Of Interest (ROI):

- what kind of background do we have to fight?
- is the background flat for the  $0\nu\beta\beta$  fit?

Background mainly from  $^{42}\text{K}$ ,  $\alpha$ -events,  $^{228}\text{Th}$  chain ( $^{212}\text{Bi}/^{208}\text{Tl}$ ),  $^{238}\text{U}$  chain ( $^{214}\text{Bi}/^{214}\text{Pb}$ )



Coax

## BACKGROUND REDUCTION

---

# Background reduction techniques

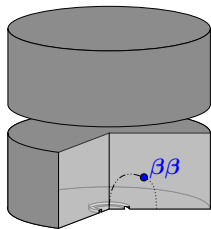
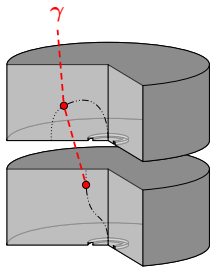
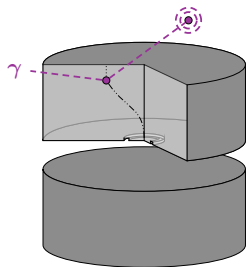


Image credits: Christoph Wiesinger

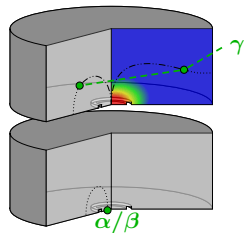
detector  
anti-coincidence



liquid argon  
(LAr) veto



pulse-shape  
discrimination



# Liquid argon (LAr) veto

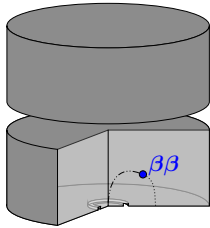
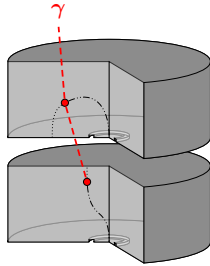
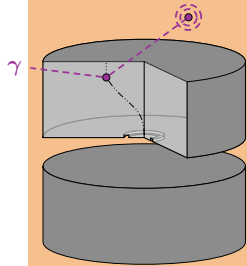


Image credits: Christoph Wiesinger

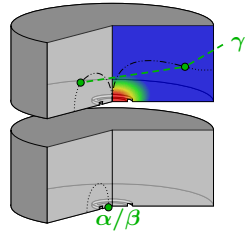
detector  
anti-coincidence



liquid argon  
(LAr) veto

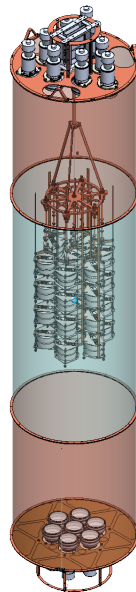



pulse-shape  
discrimination





# Collecting the LAr scintillation light

- 16 PMTs





# Collecting the LAr scintillation light

- 16 PMTs
- light-guiding fibers + SiPM readout



# Collecting the LAr scintillation light



- 16 PMTs
- light-guiding fibers + SiPM readout
- nylon mini-shrouds for each string → mechanical barrier against  $^{42}\text{K}$  ions



# Collecting the LAr scintillation light

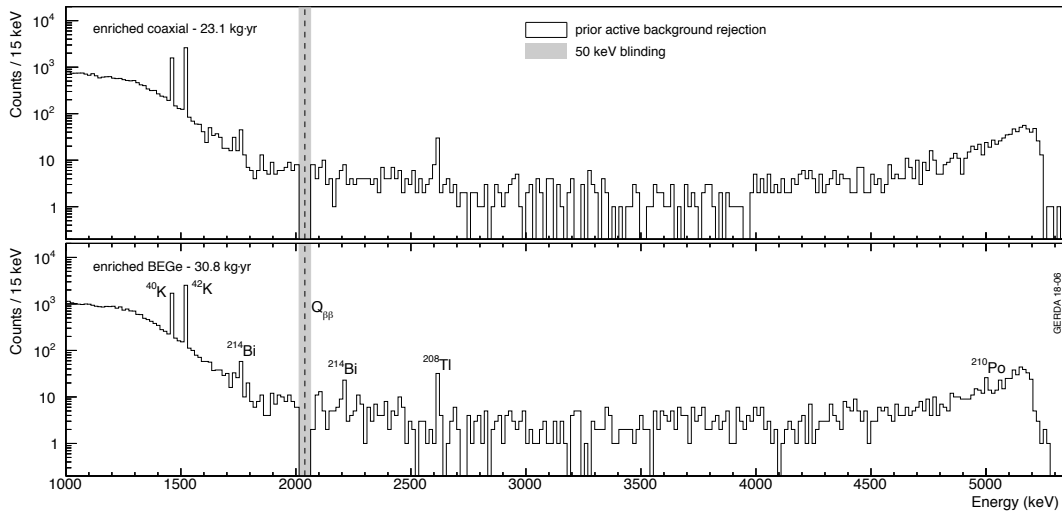
- 16 PMTs
- light-guiding fibers + SiPM readout
- nylon mini-shrouds for each string  
→ mechanical barrier against  $^{42}\text{K}$  ions

events that deposit energy in Ge and in LAr simultaneously are cut

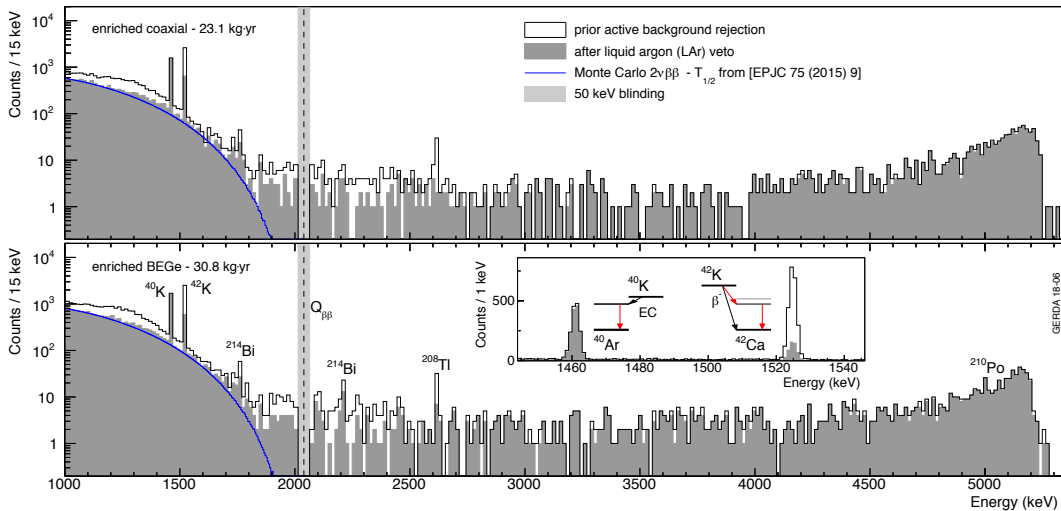




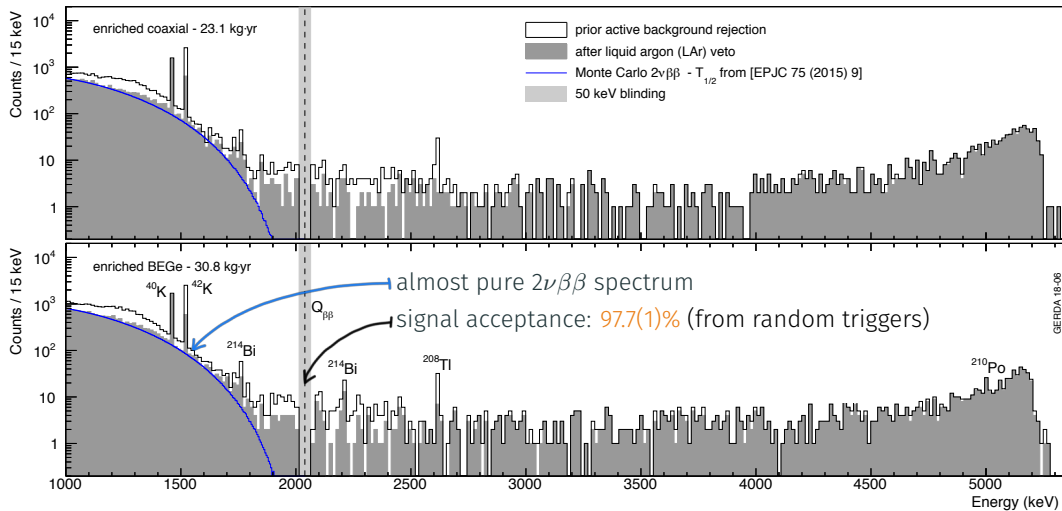
# LAr veto in action



# LAr veto in action



# LAr veto in action



# Pulse Shape Discrimination (PSD)

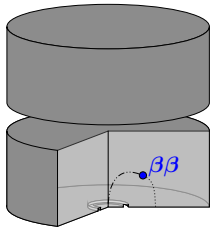
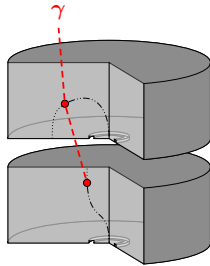
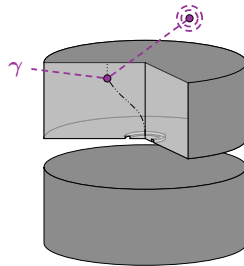


Image credits: Christoph Wiesinger

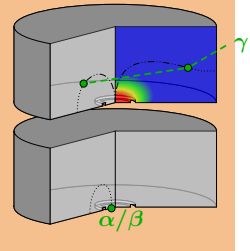
detector  
anti-coincidence



liquid argon  
(LAr) veto

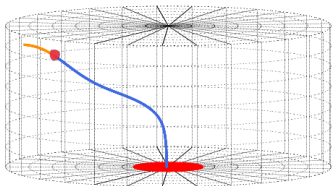


pulse-shape  
discrimination

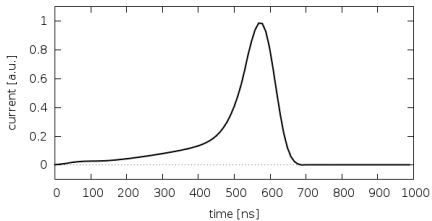


# BEGe event topology

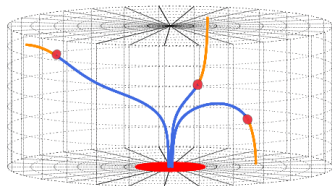
Single Site Event



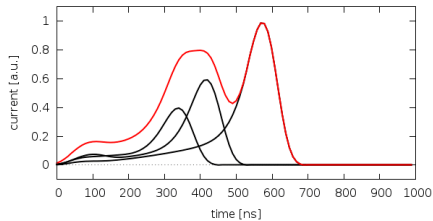
M. Agostini et al.  
JINST 6 (2011) P03005



Multiple Site Event

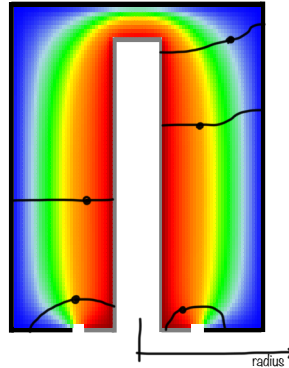
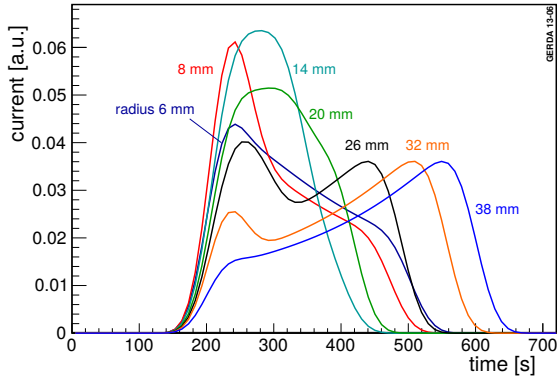


M. Agostini et al.  
JINST 6 (2011) P03005



# Semi-coaxial event topology

Both electrons and holes contribute to the signal  
→ single-site events produce complex shapes



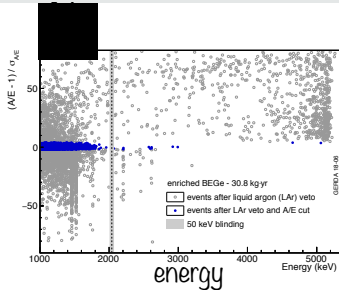
# Pulse Shape Discrimination techniques

BEGe  $\rightarrow$  cut on  $A/E$  parameter

$A/E$  = current amplitude / energy

multi-site events have lower  $A/E$  than  
single-site events

single-site event have very similar pulse  
shapes



# Pulse Shape Discrimination techniques

BEGe → cut on  $A/E$  parameter

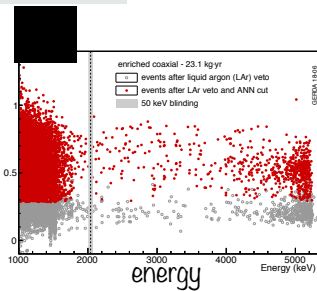
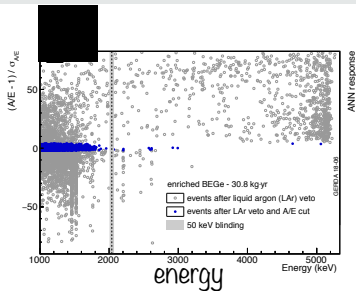
$A/E = \text{current amplitude} / \text{energy}$

multi-site events have lower  $A/E$  than single-site events

single-site event have very similar pulse shapes

Coax → Neural Network (ANN)

input variables: times when the pulse reaches a given relative height (1% ... 99%)





# Pulse Shape Discrimination techniques

BEGe  $\rightarrow$  cut on  $A/E$  parameter

$A/E = \text{current amplitude} / \text{energy}$

multi-site events have lower  $A/E$  than single-site events

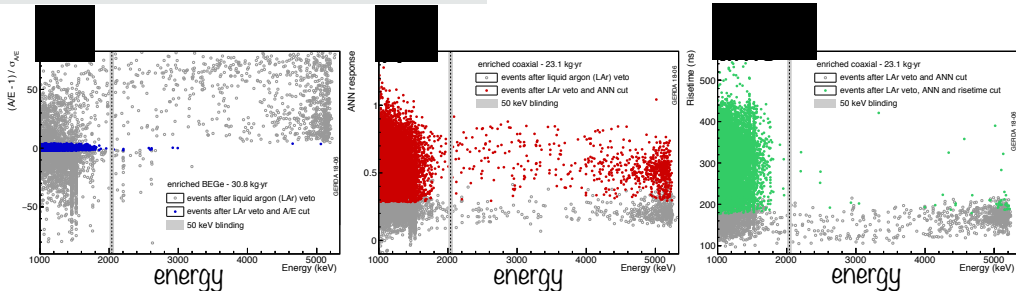
single-site event have very similar pulse shapes

Coax  $\rightarrow$  Neural Network (ANN)

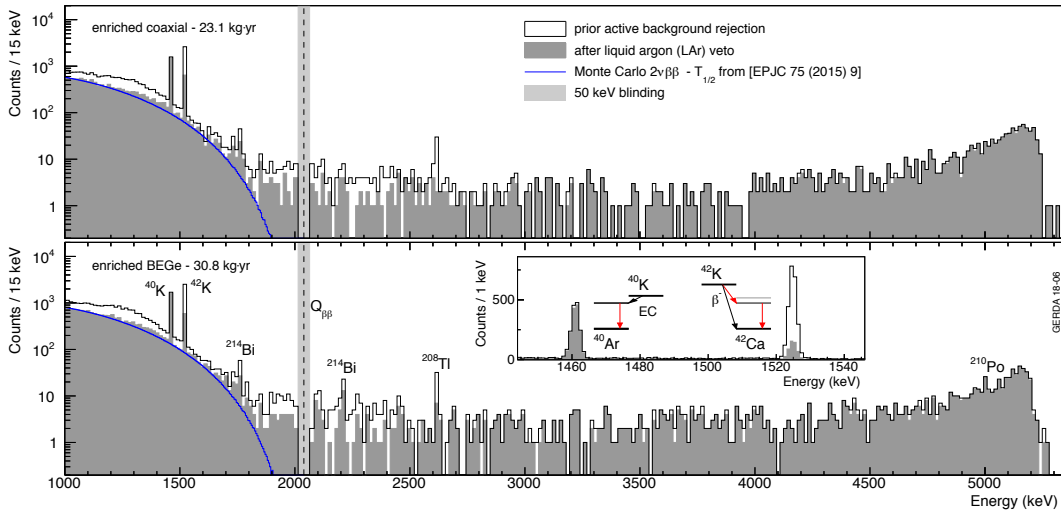
input variables: times when the pulse reaches a given relative height (1% ... 99%)

Coax  $\rightarrow$  pulse rise-time cut [new]

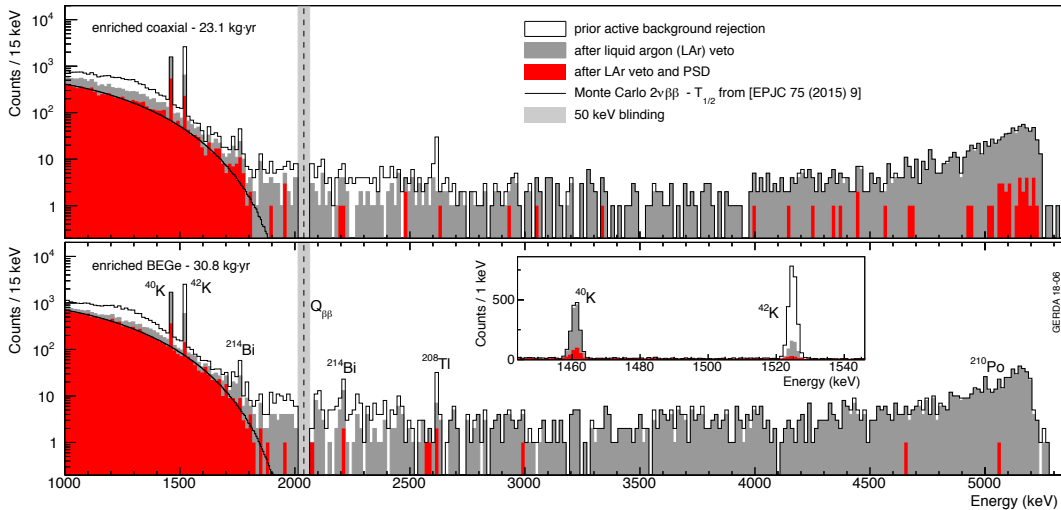
to reject also fast surface events



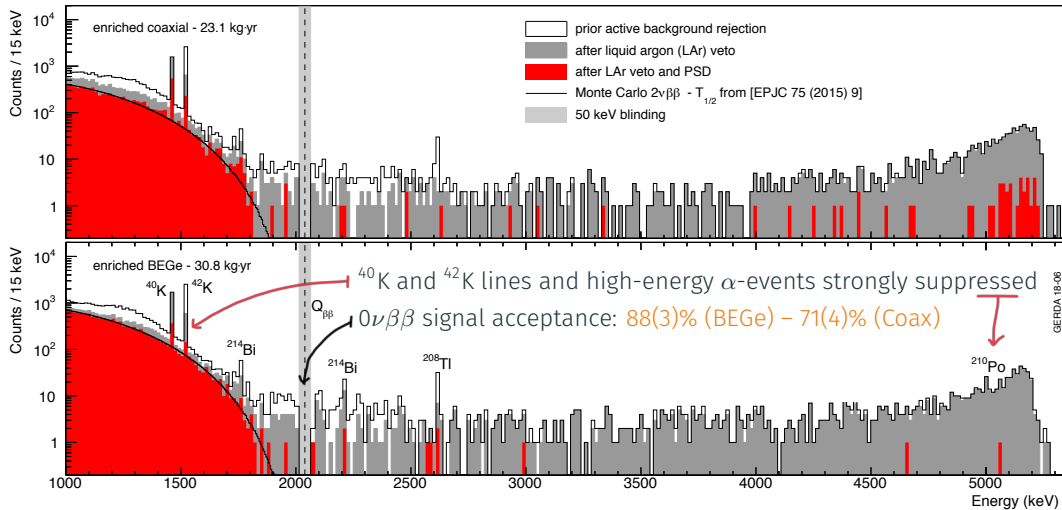
# Pulse Shape Discrimination in action



# Pulse Shape Discrimination in action



# Pulse Shape Discrimination in action

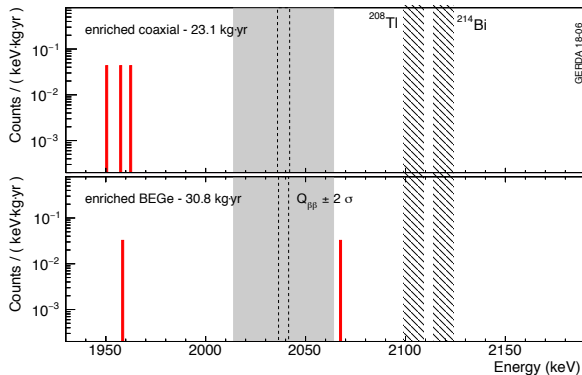


## $0\nu\beta\beta$ ANALYSIS

---

# Background Index (BI)

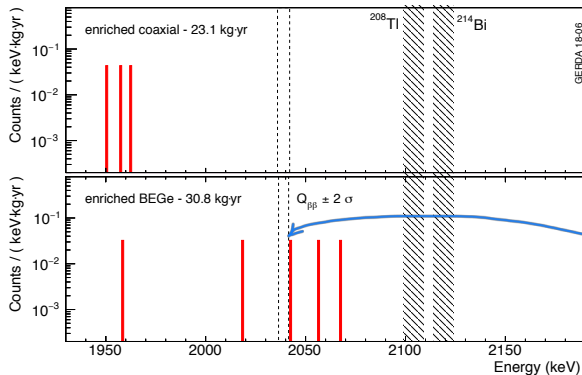
Calculated in [1930, 2190] keV, excluding  $\pm 5$  keV around  $^{208}\text{Tl}$ ,  $^{214}\text{Bi}$  and  $Q_{\beta\beta}$



After removing the blinding window...

# Background Index (BI)

Calculated in [1930, 2190] keV, excluding  $\pm 5$  keV around  $^{208}\text{Tl}$ ,  $^{214}\text{Bi}$  and  $Q_{\beta\beta}$



After removing the blinding window...

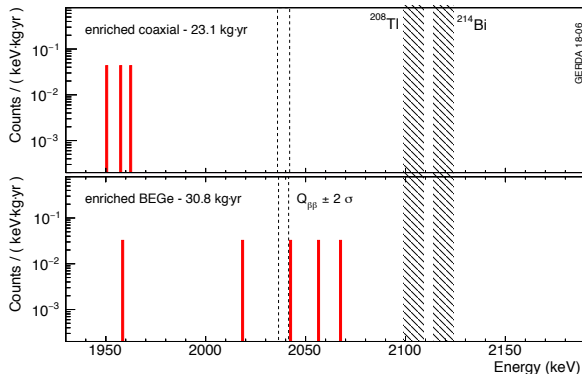
$$\text{BEGe } 5.6^{+3.4}_{-2.4} \cdot 10^{-4} \text{ cts}/(\text{keV}\cdot\text{kg}\cdot\text{yr})$$

$$\text{Coax } 5.7^{+4.1}_{-2.6} \cdot 10^{-4} \text{ cts}/(\text{keV}\cdot\text{kg}\cdot\text{yr})$$

**Last unblinding:** one new event in the BEGe dataset with energy 2042 keV

# Background Index (BI)

Calculated in [1930, 2190] keV, excluding  $\pm 5$  keV around  $^{208}\text{Tl}$ ,  $^{214}\text{Bi}$  and  $Q_{\beta\beta}$



After removing the blinding window...

$$\text{BEGe } 5.6^{+3.4}_{-2.4} \cdot 10^{-4} \text{ cts}/(\text{keV}\cdot\text{kg}\cdot\text{yr})$$

$$\text{Coax } 5.7^{+4.1}_{-2.6} \cdot 10^{-4} \text{ cts}/(\text{keV}\cdot\text{kg}\cdot\text{yr})$$

**Last unblinding:** one new event in the BEGe dataset with energy 2042 keV

...let's speak of probability then



# Statistical analysis

- Total exposure **82.4 kg·yr** (including Phase I)
- flat background + gaussian for  $0\nu\beta\beta$
- combined fit of 7 dataset



	frequentist	Bayesian
median sensitivity (limit setting)	$1.1 \cdot 10^{26}$ yr	$0.8 \cdot 10^{26}$ yr
best-fit number of $0\nu\beta\beta$ counts	0	0
$T_{1/2}^{0\nu}$	$> 0.9 \cdot 10^{26}$ yr	$> 0.8 \cdot 10^{26}$ yr
$\langle m_{\beta\beta} \rangle$	0.10–0.23 eV	
probability of a stronger limit	63%	59%

## GERDA PHASE II+

---

# GERDA Phase II+ upgrade

- New 5 Inverted Coaxial Point-Contact (ICoax) detectors (9 kg)
- exchanged some “dirty” cables
- new LAr veto: denser fibre curtain and middle string curtain
- run until we reach 100 kg·yr exposure



## SUMMARY

---

# Summary

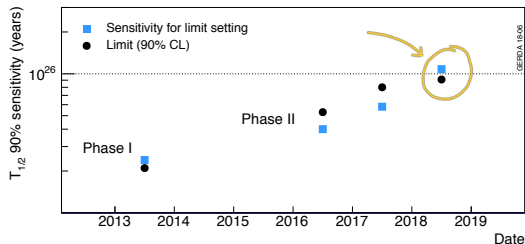
GERDA is a leading experiment in the  $0\nu\beta\beta$  search, **lowest background ever reached around  $Q_{\beta\beta}$** . *Background-free* regime maintained for the whole Phase II.

Important milestones of Phase II:

- $6 \cdot 10^{-4}$  cts/(keV·kg·yr) background index
- $10^{26}$  yr sensitivity for limit setting

2018 GERDA upgrade:

- new inverted coaxial type detectors → more  $^{76}\text{Ge}$  mass
- new LAr veto system → improved light yield





Large Enriched  
Germanium Experiment  
for Neutrinoless  $\beta\beta$  Decay

- new collaboration (GERDA + MAJORANA + ...) formed in October 2016
- goal: 1 ton of  $^{76}\text{Ge}$
- first phase (approved): 200 kg in GERDA
- further background reduction
- up to  $10^{27}$  yr sensitivity in 5 years

backup

# Phase I → Phase II

## Phase I

- exposure: 21.6 kg·yr
- ROI background:  $\sim 10^{-2}$  cts/(keV·kg·yr)
- sensitivity:  $10^{25}$  yr

## Upgrade and commissioning

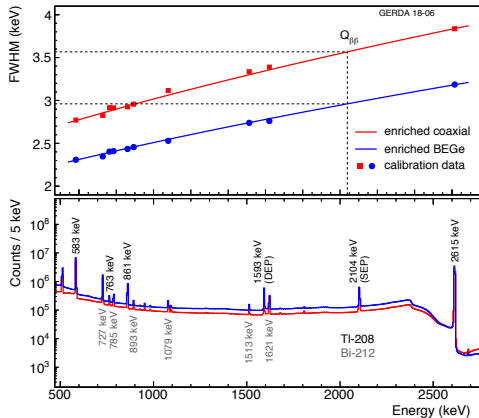
- double  $^{76}\text{Ge}$  mass
- veto system based on liquid argon (LAr) scintillation light

## Phase II

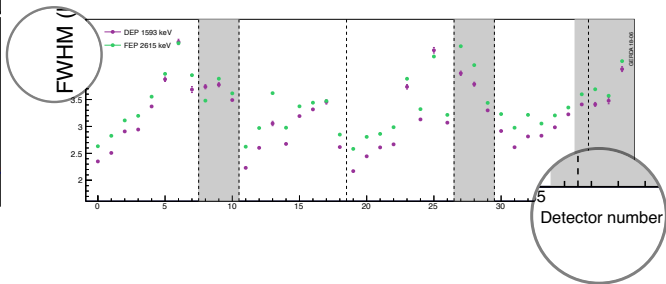
- exposure:  $\gtrsim 100$  kg·yr [almost]
- ROI background:  $\lesssim 10^{-3}$  cts/(keV·kg·yr)  
→ less than 1 count expected [done]
- sensitivity:  $10^{26}$  yr [done]



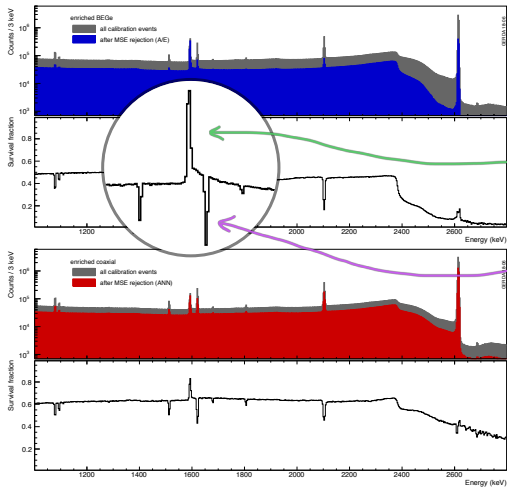
# Energy scale



- Weekly calibrations with  $^{228}\text{Th}$  sources
- Fluctuations between calibrations  $< 1$  keV
- Resolution at  $Q_{\beta\beta}$  better than 0.1% (3-4 keV FWHM)



# PSD calibration



Calibration data ( $^{228}\text{Th}$ ) are used to set cut values on PSD parameters

- Double escape peak (DEP) from  $^{208}\text{Tl}$  → single-site event sample
- Full energy peak (FEP) from  $^{212}\text{Bi}$  → multi-site event sample

Cut value set at 90% DEP survival both for low side of A/E and ANN response